

# Labour market information by region

---

**January - March  
2020**

---

**National  
Careers  
Service**


Helping you take  
the next step

# Labour Market Information

## North East and Cumbria

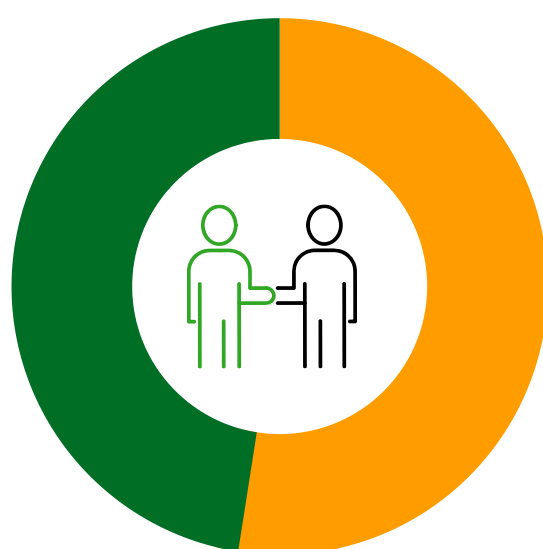
### Employment

71.4%



UK average **76.3%**.

Female 68.8% Male 74%




### Unemployment

6.2%



UK average **3.8%**.

### Salary



The average income is **£27,716** a year

### Working Hours



On average people work **31.5** hours a week

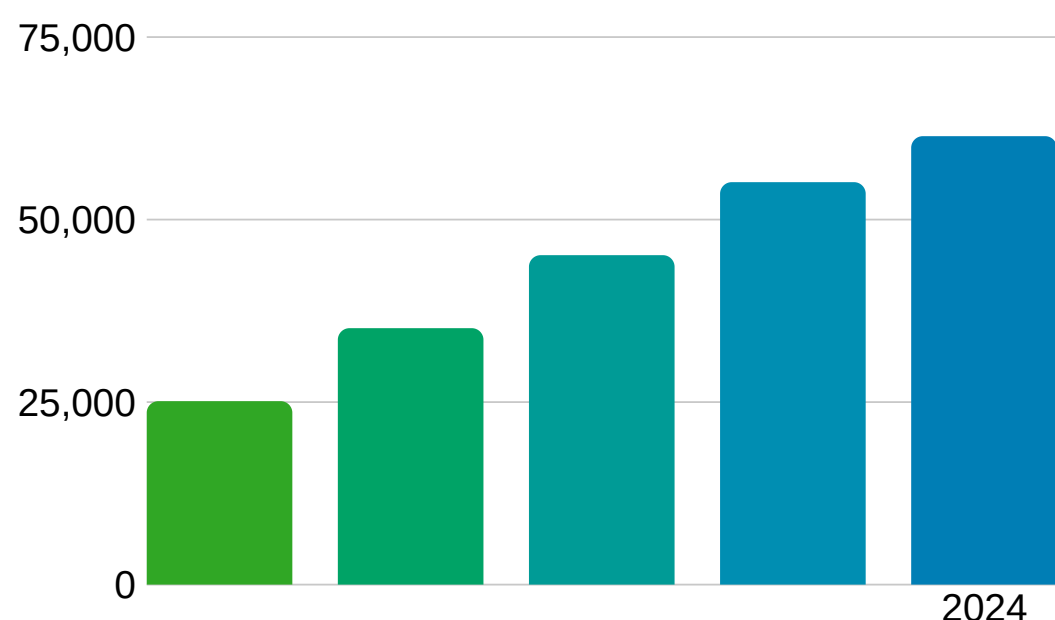
### Self-Employed



11.3%

**196,500** people are self-employed

### Predicted Job Growth



**+61,300 extra jobs by 2024**

### Sectors set to grow

Teaching and Education  
Health and Social Work  
Information Technology  
Professional Services  
Construction  
Finance and Insurance  
Wholesale & Retail

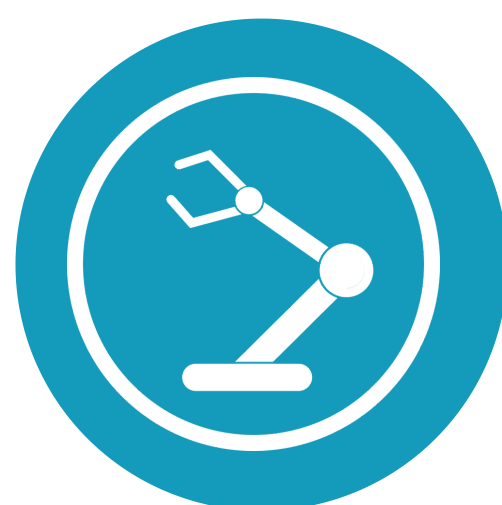
### Where are the most jobs now?



Health and  
Social Care



Wholesale and  
Retail



Manufacturing



Education



Administratin

## North West

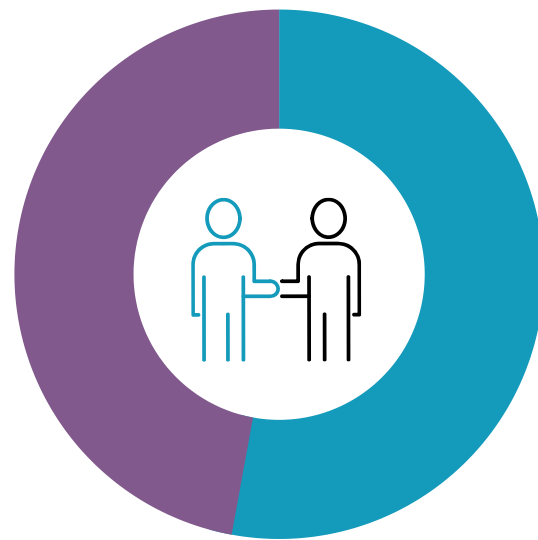
### Employment

76.2%




UK average **76.3%**.

Female 72.7% Male 79.8%




### Unemployment

4.2%



UK average **3.8%**.

### Salary



The average income is **£28,589** a year

### Working Hours



On average people work **31.9** hours a week

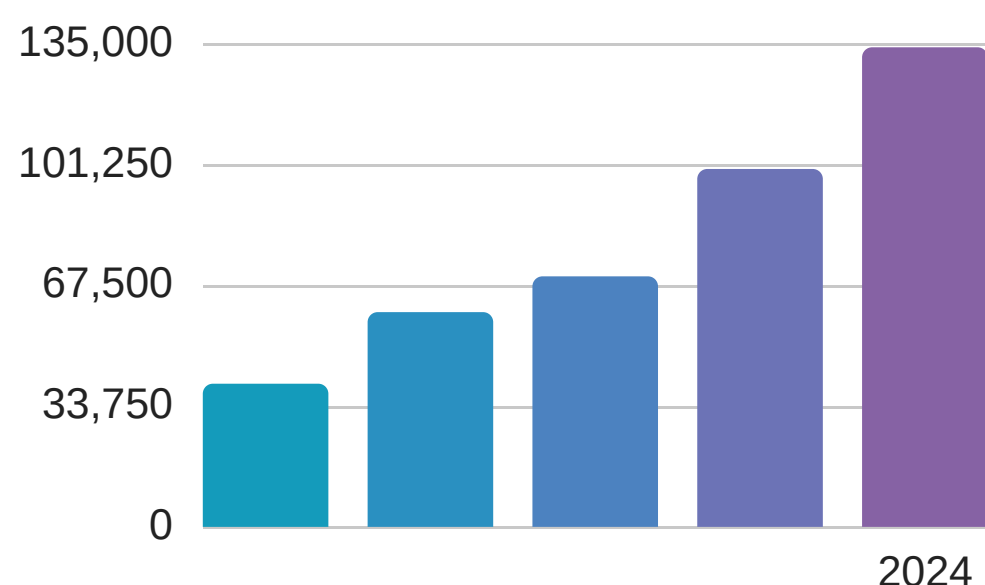
### Self-Employed



9.5%

**431,000** people are self-employed

## Predicted Job Growth



**+134,000 extra jobs by 2024**

## Sectors set to grow

Finance & Business  
Construction  
Information Technology  
Transport and Storage  
Cultural & Creative  
Health and Social Work

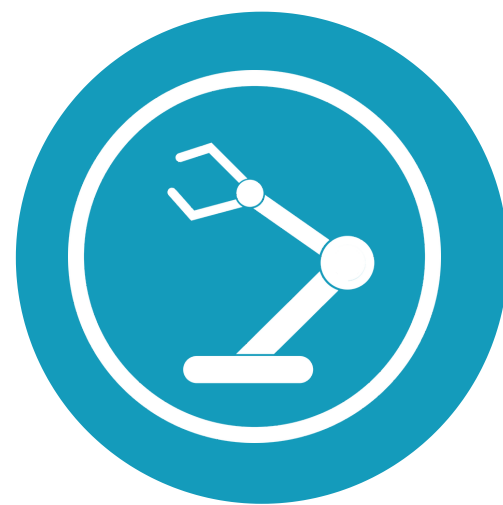
## Where are the most jobs now?



Wholesale and  
Retail



Health and  
Social Care



Manufacturing



Science &  
Technology




Administration

# Labour Market Information

## East of England & Buckinghamshire

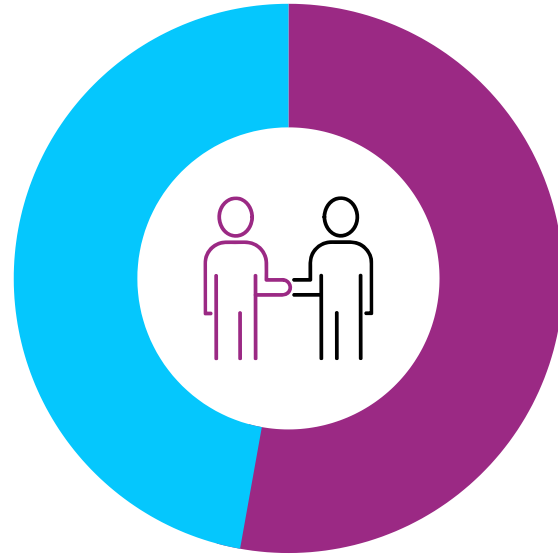
### Employment

78.5%



UK average **76.3%**.

Female 74.6% Male 82.5%




### Unemployment

3.3%



UK average **3.8%**.

### Salary



The average income is **£30,212** a year

### Working Hours



On average people work **31.6 hours** a week

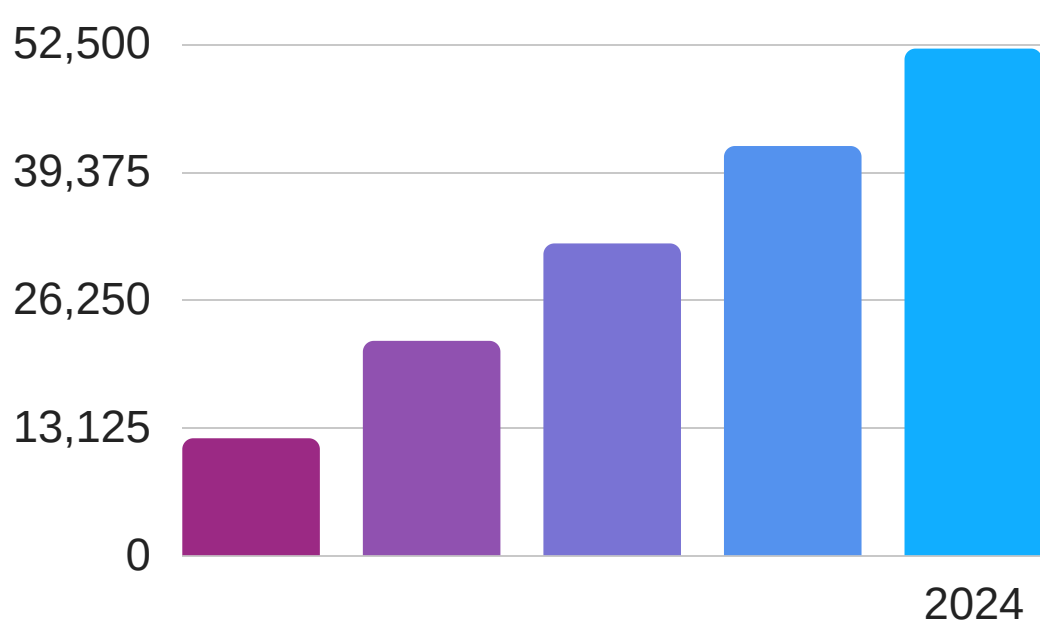
### Self-Employed



7.6%

**289,700** people are self-employed

### Predicted Job Growth



**+52,000 extra jobs by 2024**

### Sectors set to grow

Health and Social Care  
Support Services  
Construction  
Wholesale and Retail  
Information Technology  
Professional Services

### Where are the most jobs now?



Wholesale and  
Retail



Health and  
Social Care



Science and  
Technology



Administration




Education

# Labour Market Information

## East Midlands & Northamptonshire

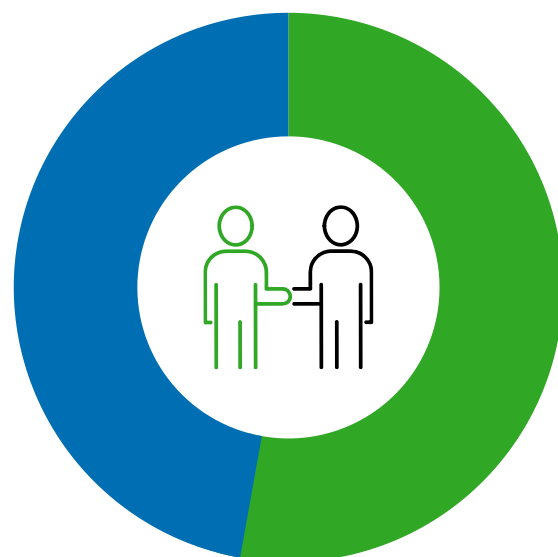
### Employment

77.2%



UK average **76.3%**.

Female 72.7% Male 81.7%




### Unemployment

3.9%



UK average **3.8%**.

### Salary



The average income is **£27,825** a year

### Working Hours



On average people work **31.6 hours** a week

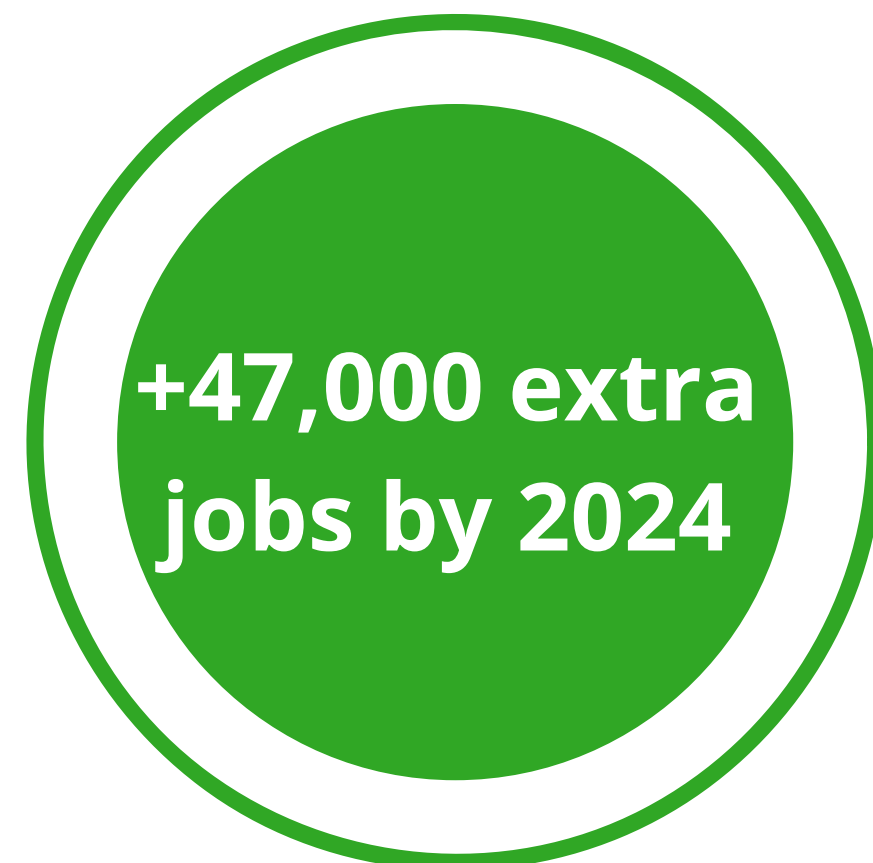
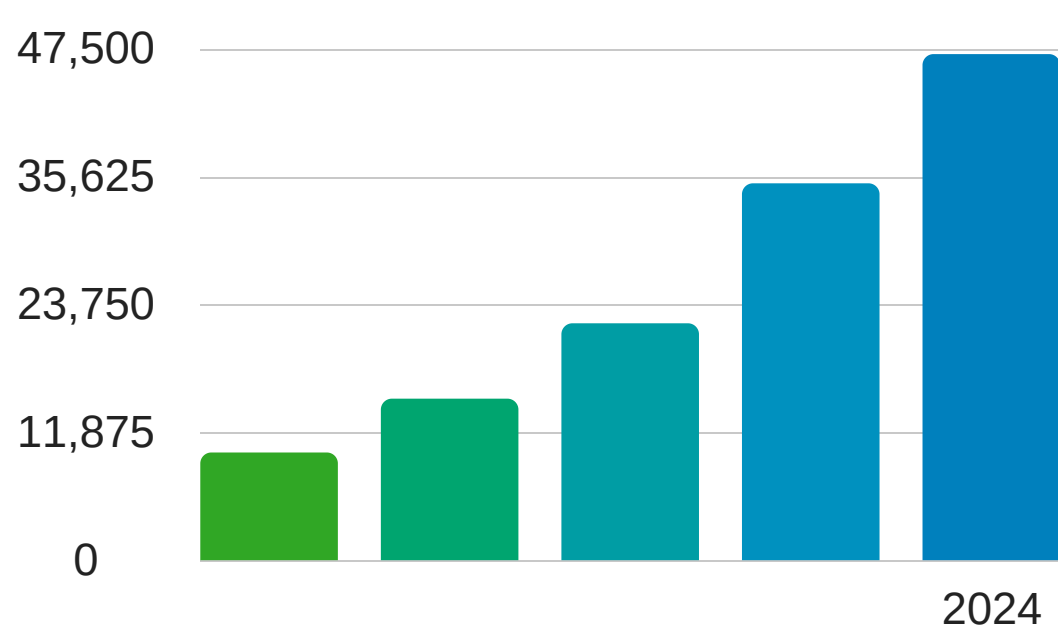
### Self-Employed



9.3%

**279,000** people are self-employed

### Predicted Job Growth



### Sectors set to grow

- Construction
- Wholesale and Retail
- Health and Social Work
- Transport & Storage
- Science & Technology
- Manufacturing

### Where are the most jobs now?



Wholesale and  
Retail



Health and  
Social Care



Manufacturing



Education



Administration

# Labour Market Information

## South West and Oxfordshire

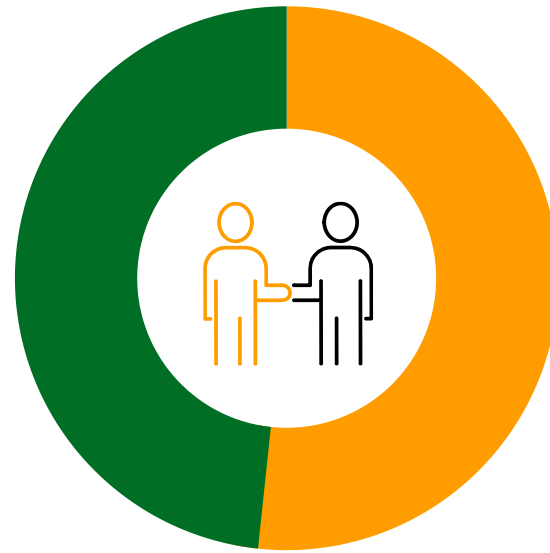
### Employment

79.8%



UK average **76.3%**.

Female 76.9% Male 82.7%




### Unemployment

2.8%



UK average **3.8%**.

### Salary



The average income is **£28,672** a year

### Working Hours



On average people work **31.2** hours a week

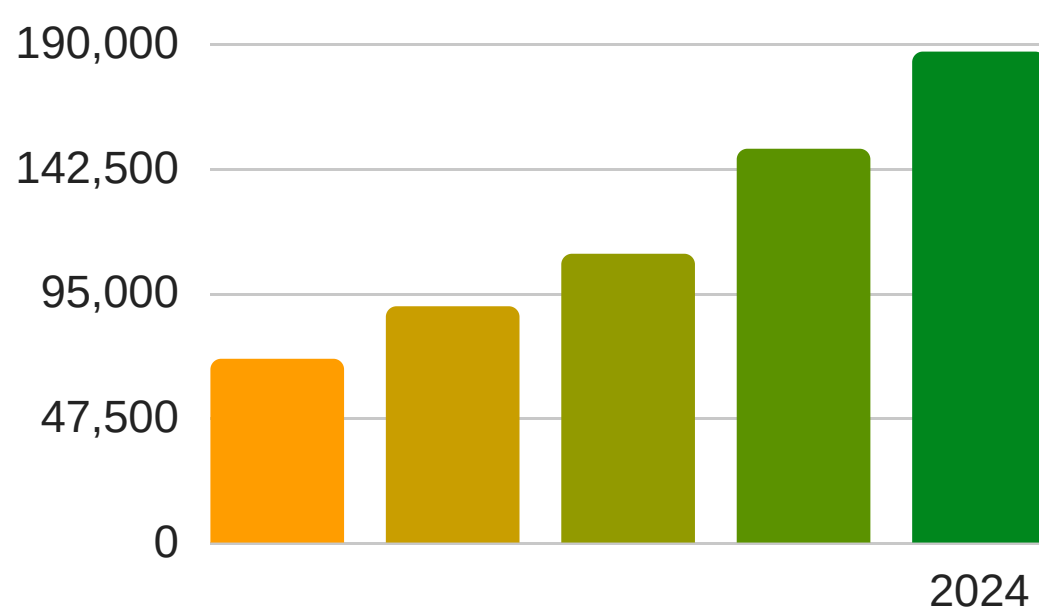
### Self-Employed



14.3%

**486,700** people are self-employed

### Predicted Job Growth



**+187,000 extra jobs by 2024**

### Sectors set to grow

STEM  
Health and Social Work  
Construction  
Professional Services  
Wholesale and Retail  
Information Technology  
Support Services

### Where are the most jobs now?



Wholesale and  
Retail



Health and  
Social Care



Accommodation and  
Food Service



Education




Science and  
Technology

## South East

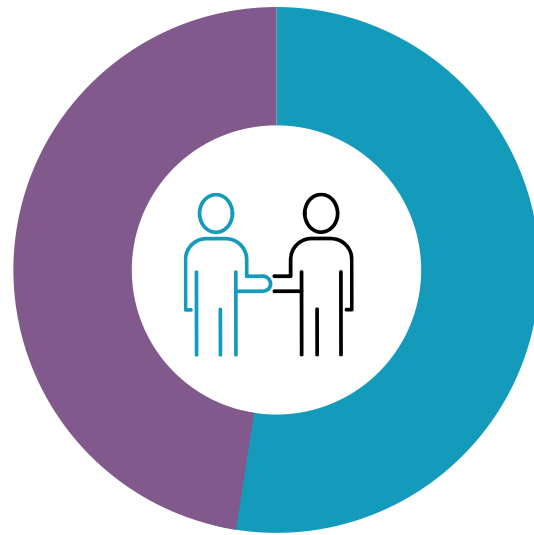
### Employment

79.7%




UK average **76.3%**.

Female 76.5% Male 82.8%




### Unemployment

3.3%



UK average **3.8%**.

### Salary



The average income is **£31,902** a year

### Working Hours



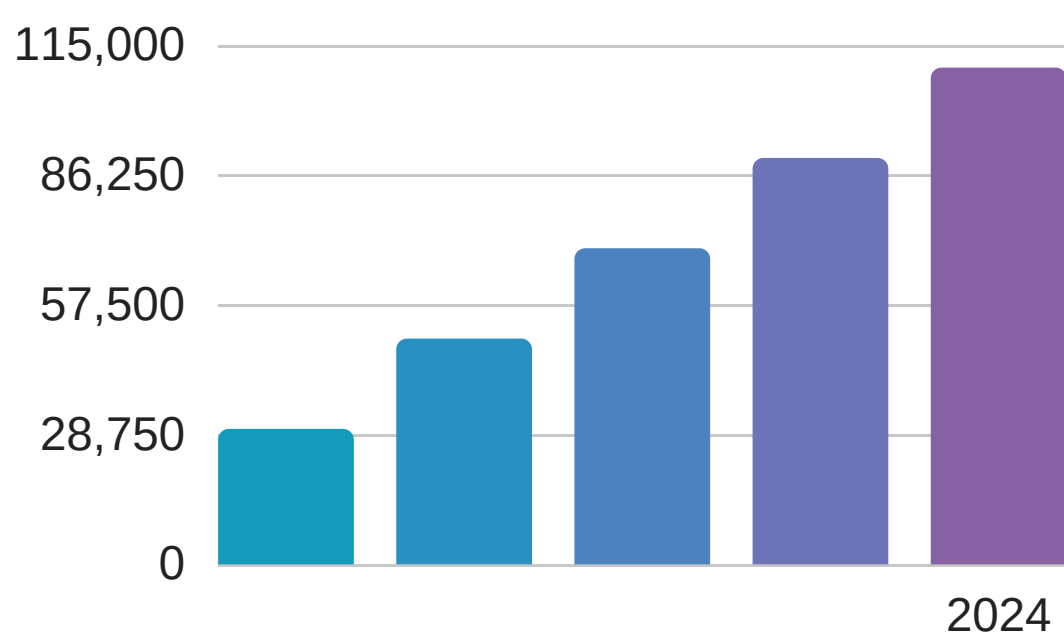
On average people work **31.6** hours a week

### Self-Employed



**771,600** people are self-employed

### Predicted Job Growth



**+110,000 extra jobs by 2024**

### Sectors set to grow

- Support Services
- Professional Services
- Information and Technology
- Construction
- Health and Social Care
- Transport and Storage

### Where are the most jobs now?



Wholesale and Retail



Health and Social Care



Education



Science and Technology




Administration

# Labour Market Information

## West Midlands & Staffordshire

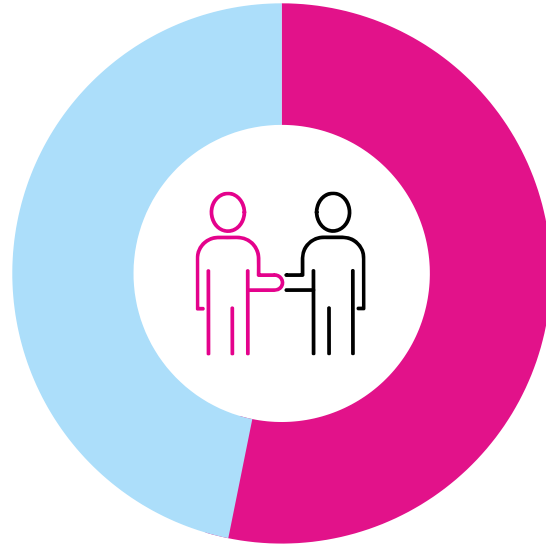
### Employment

75.4%




UK average **76.3%**.

Female 71.1% Male 79.9%




### Unemployment

4.3%



UK average **3.8%**.

### Salary



The average income is **£28,730** a year

### Working Hours



On average people work **31.7** hours a week

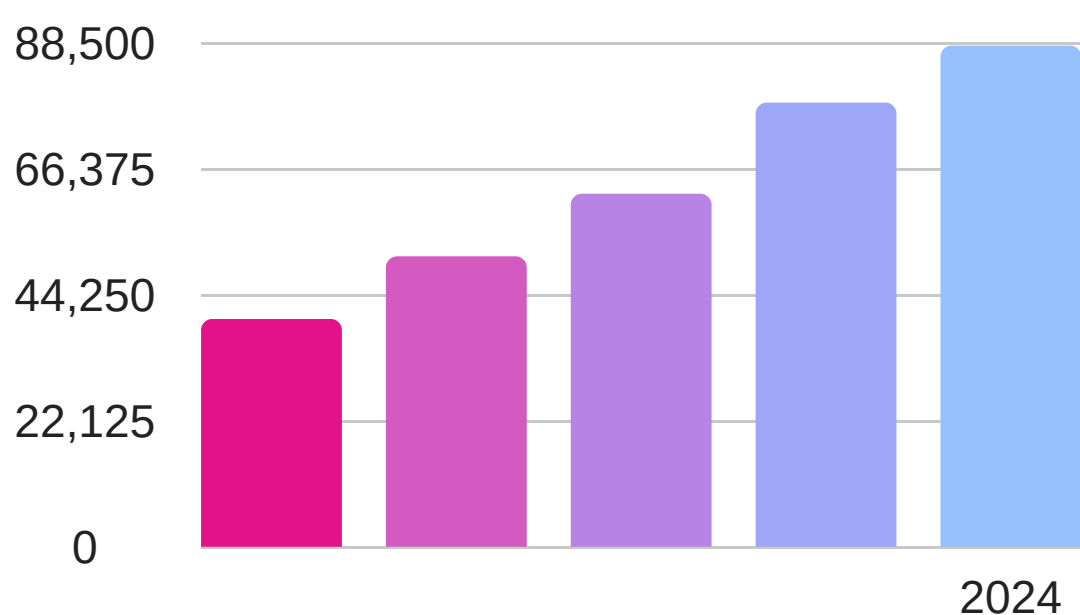
### Self-Employed



11.8%

**432,600** people are self-employed

### Predicted Job Growth



**+88,000 extra jobs by 2024**

### Sectors set to grow

- Construction
- Health and Social Work
- Support Services
- Transport and Storage
- Professional Services

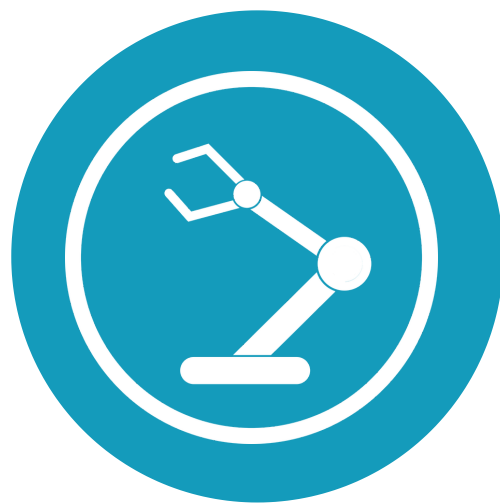
### Where are the most jobs now?



Wholesale and Retail



Health and Social Care



Manufacturing



Education



Administration



## London

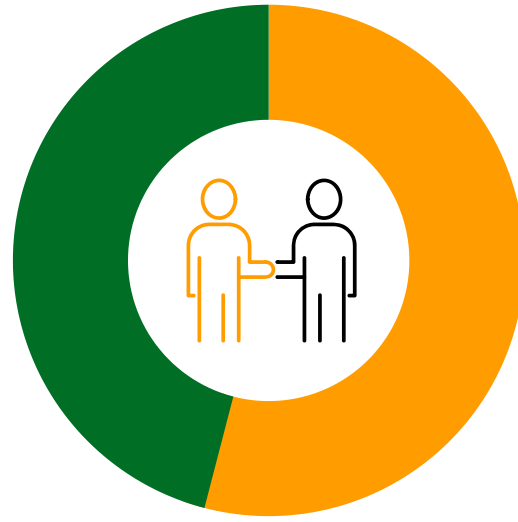
### Employment

75.6%



UK average 76.3%

Female 69.9% Male 81.2%




### Unemployment

4.3%



UK average 3.8%

### Salary



The average income is **£38,298** a year

### Working Hours



On average people work **33.4** hours a week

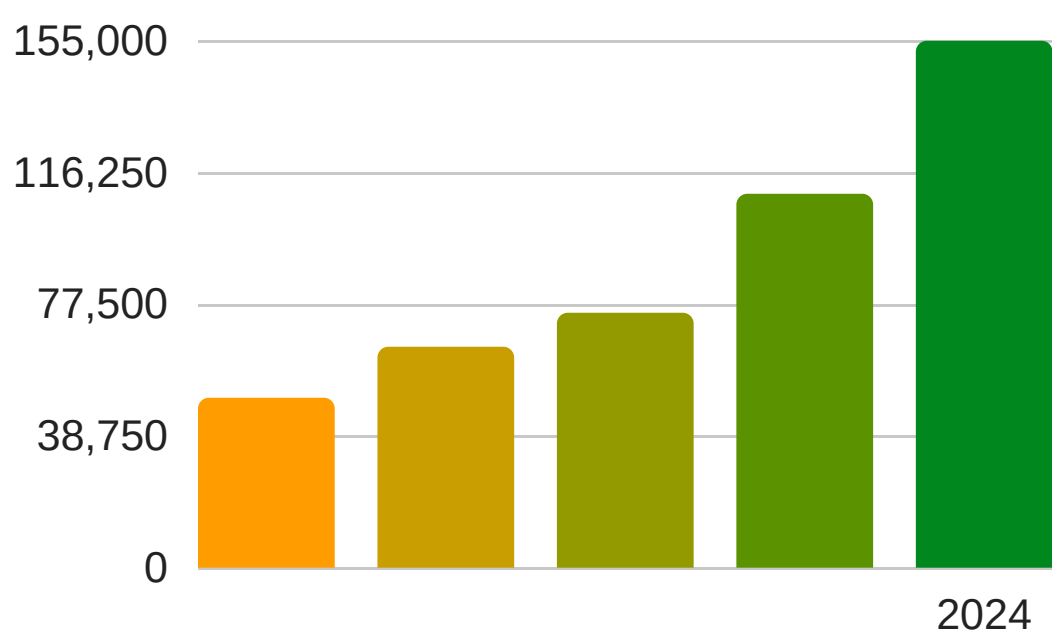
### Self-Employed



14.3%

**859,900** people are self-employed

### Predicted Job Growth



+155,000 extra jobs by 2024

### Sectors set to grow

- Professional Services
- Information Technology
- Health and Social Work
- Construction
- Finance and Insurance
- Financial Technology
- Energy

### Where are the most jobs now?



Science and Technology



Wholesale and Retail



Administration



Health and Social Care




Information Technology

# Labour Market Information

## Yorkshire and The Humber

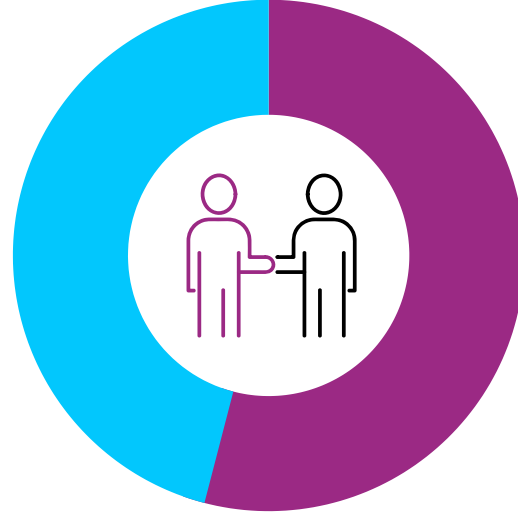
### Employment

73.4%



UK average **76.3%**.

Female 68.2% Male 78.5%




### Unemployment

4.3%



UK average **3.8%**.

### Salary



The average income is **£27,981** a year

### Working Hours



On average people work **31.7** hours a week

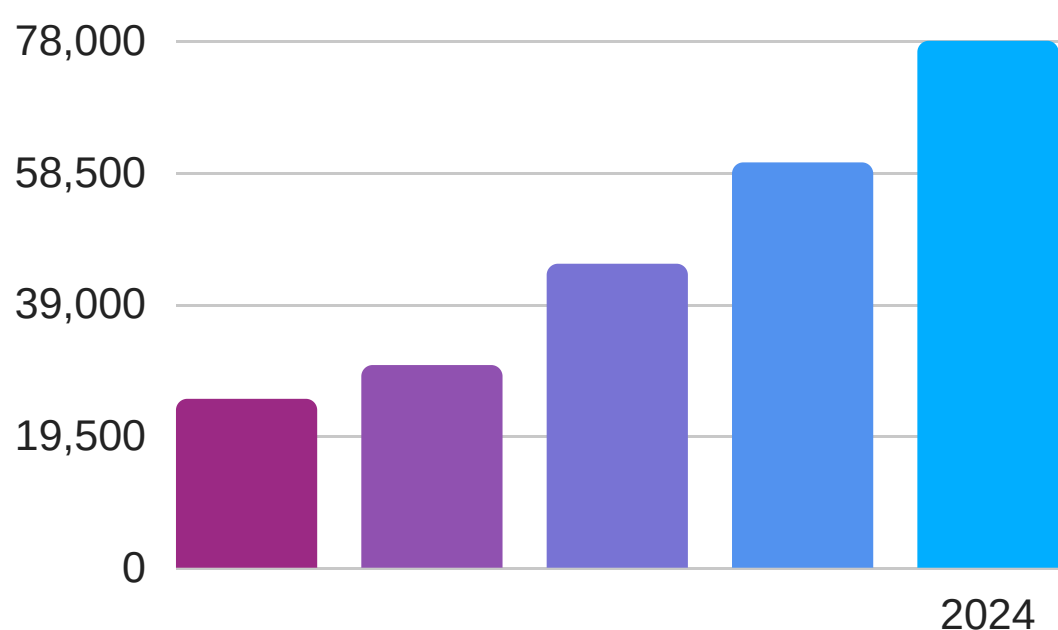
### Self-Employed



13.4%

**458,500** people are self-employed

### Predicted Job Growth



+78,000 extra jobs by 2024

### Sectors set to grow

Health and Social Work  
Professional Services  
Construction  
Information Technology  
Transport and Storage  
Wholesale and Retail

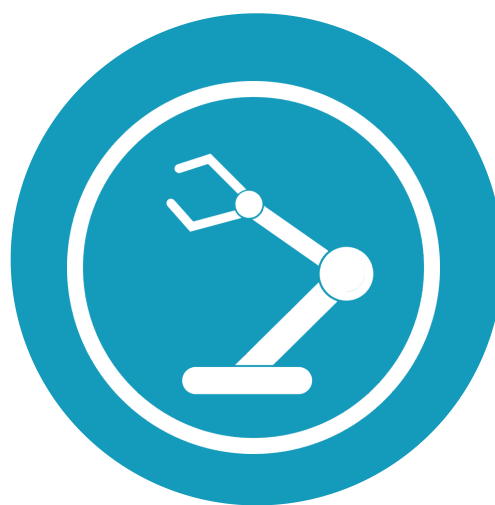
### Where are the most jobs now?



Wholesale and Retail



Health and Social Care



Manufacturing



Education



Administration

## UK Overview

### Employment


The UK employment rate is **76.3%**  
(80.4% male, 72.3% female)



### Unemployment

The UK unemployment rate is **3.8%**  
(4% male, 3.6% female)

### Salary



The average income is **£30,414** a year

### Working Hours



On average people work **31.9** hours a week

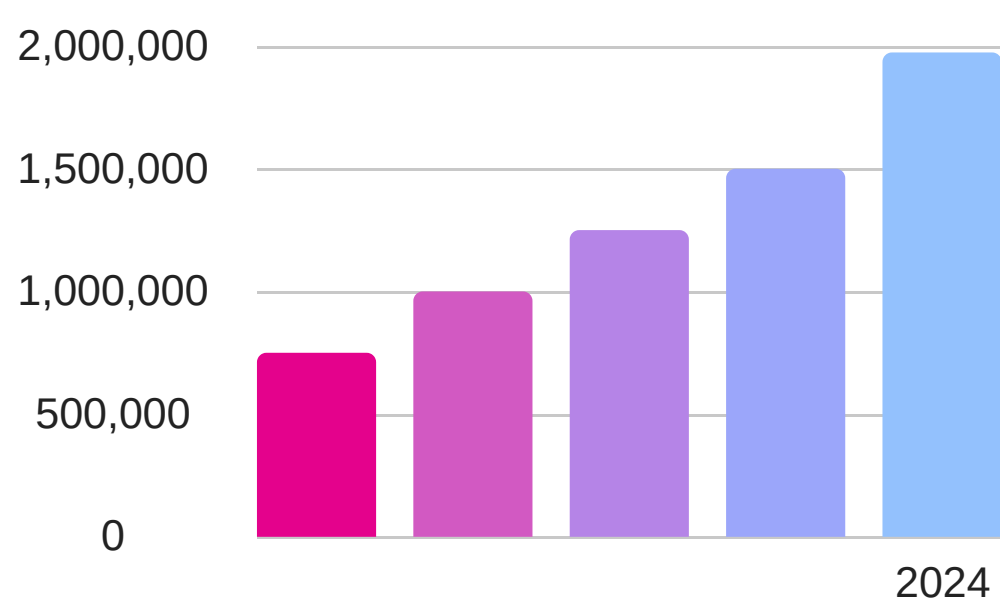
### Self-Employed



**10.9%**

**4.5 million** people are self-employed

### Predicted Job Growth



**6% growth**  
by 2024 creating  
**1,974,000**  
extra jobs  
in the UK

### Fastest growing sectors

- Financial Technology
- Digital Marketing
- Biotechnology
- Gaming and Virtual Reality
- I.T/Technology
- Engineering
- Healthcare

### Where are the most jobs now?



Wholesale and Retail (4.9million)



Health and Social Care (4.4million)



Science and Technology (3.2million)



Administration (3million)



Education (2.9million)